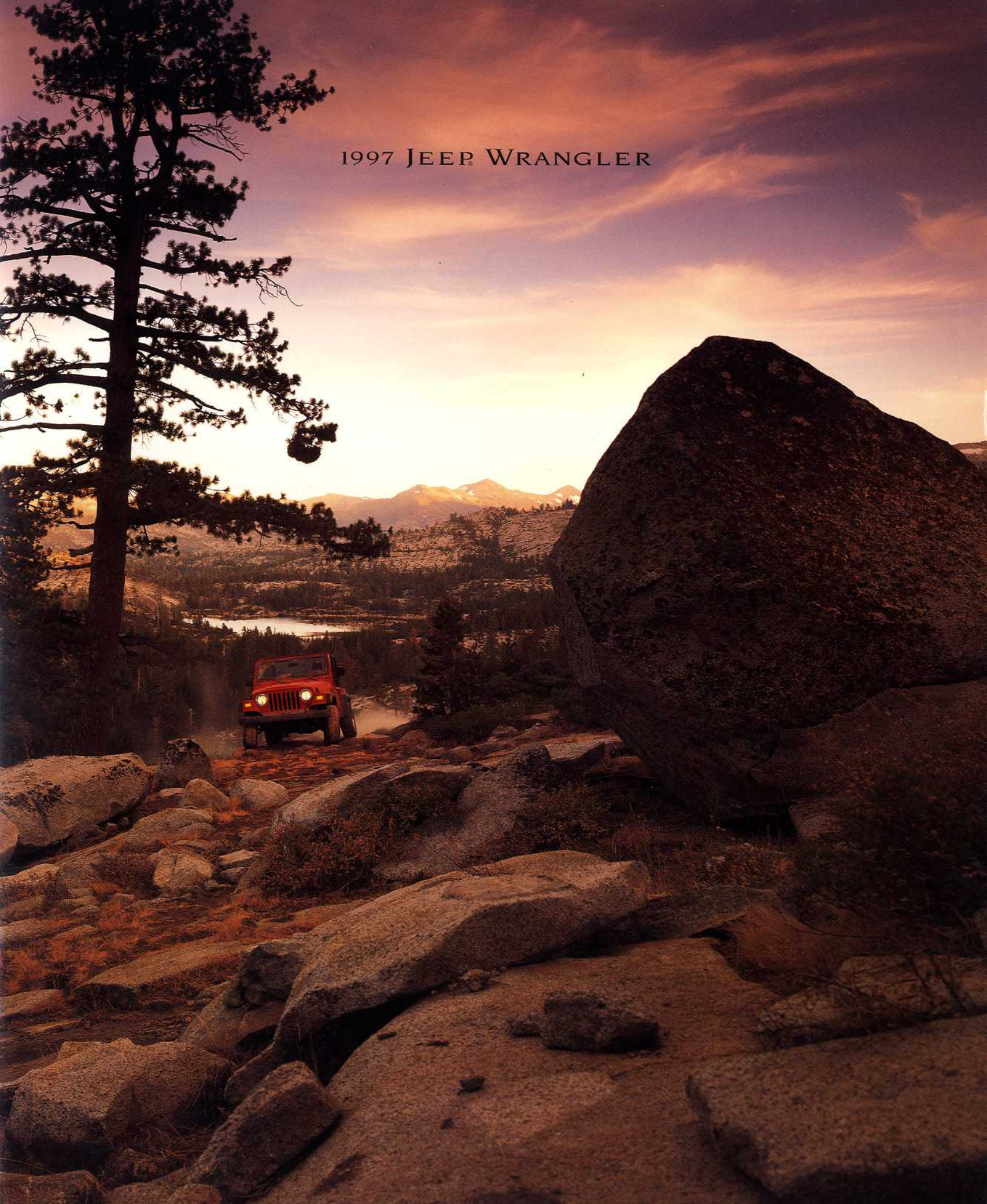


1997 JEEP WRANGLER



SPECIFICATIONS

POWERTRAIN		
Engine	2.5 litre OHV I-4	4.0 litre OHV I-6
Horsepower, net brake @ rpm	120 @ 5400	181 @ 4600
Torque, net lb-ft @ rpm	140 @ 3500	222 @ 2800
Displacement, cc (cu. in.)	2464 (150)	3958 (242)
Bore x Stroke, mm (in.)	98.4 (3.88) x 81.0 (3.19)	98.4 (3.88) x 86.7 (3.41)
Compression Ratio	9.2:1	8.8:1
Fuel System	Sequential multi-point electronic fuel injection	
Transmission	5-speed manual with overdrive and synchronized forward gears; 10.5" hydraulically assisted, adjustment-free clutch (9.1" w/ 2.5L)	
	3-speed automatic with lockup torque converter	
Gear Ratios, :1	5-speed manual (2.5L/4.0L)	3-speed automatic (2.5L/4.0L)
1st	3.93/3.83	2.74
2nd	2.33	1.54
3rd	1.45/1.44	1.00
4th	1.00	—
5th	0.85/0.79	—
Reverse	4.74/4.22	2.20
Axle Ratio, :1 std. (opt.)	4.11/3.07(3.55)	3.73/3.07(3.55)

FOUR-WHEEL DRIVE SYSTEM

Command-Trac	Part-time; 2-speed with shift-on-the-fly capability; includes low-range (2.72:1); single lever transfer case mode operation
--------------	---

ELECTRICAL SYSTEM (12-VOLT)

Alternator	81 amps, std. (opt. 117)
Battery	500 cold-crank amps, std. (opt. 600)

BODY/SUSPENSION/CHASSIS

Body Design	Body-on-frame with rectangular-shaped tubular steel frame; includes reinforced body mounts, transfer case shield/frame and gusseted box section crossmembers
Front Suspension	Live solid axle (Dana 30) with four locating arms; coil springs; track and stabilizer bars; steering damper; and gas-charged shock absorbers; 2200-lb. Gross Axle Weight Rating
Rear Suspension	Live solid axle (Dana 35C) with four locating arms; coil springs; track and stabilizer bars; and gas-charged shock absorbers; 2600-lb. Gross Axle Weight Rating
Trac-Lok Rear Differential	Rear-axle differential that locks in response to wheel slippage; includes heat-resistant synthetic axle lubricant (avail. with all axle ratios except 3.73)
Steering	Recirculating ball; 24:1 ratio (power 14:1)
Turns	Manual 5.1; (power 3.0), lock-to-lock
Turning Diameter	33.6 ft., curb-to-curb
Brake System	Front-Hydraulic, power-assisted, low-drag ventilated disc brakes; composite steel (11.0") Rear-Hydraulic, power-assisted self-adjusting drum brakes; composite steel (9.0" x 2.5") Anti-lock brake system (Teves Mark 20)—Three-channel, four-wheel full-time with four wheel speed sensors

WEIGHTS/CAPACITIES

Base Curb Weight lbs.	
with 2.5L engine	3073
with 4.0L engine	3210
Payload Capacity lbs. (with all occupants and cargo)	800
Maximum Gross Vehicle Weight Rating lbs.	4360
Fuel Tank gal. (L), standard capacity	15 (57)
extra capacity	19 (72)
Cooling System qt. (L)	
2.5L engine	9.0 (8.5)
4.0L engine	10.5 (9.9)

See the Owner's Manual for important information regarding proper operation of this vehicle.

EQUIPMENT

	SE	Sport	Sahara
FUNCTIONAL			
Brakes Power-assisted front disc/rear drum	S	S	S
Four-wheel anti-lock brake system (requires 4.0L engine)	—	O	O
Engine 2.5 litre (150 CID) 120 hp I-4	S	—	—
4.0 litre (242 CID) 181 hp High-Output I-6	—	S	S
Engine Block Heater Electric	O	O	O
Exhaust System Stainless steel	S	S	S
Fuel Tank Standard-capacity, 15 gallons	S	S	—
Extra-capacity, 19 gallons	O	O	S
Heavy-Duty Alternator and Battery Group Alternator 117 amps; battery 600 cold-crank amps (included with air conditioning)	O	O	S
Heavy-Duty Suspension Includes heavy-duty gas-charged shock absorbers (requires P215 or larger tires)	O	O	S
Skid Plates Fuel tank and transfer case	S	S	S
Steering Manual	S	—	—
Power-assisted	O	S	S
Tires P205/75R15 Goodyear Wrangler® RT/S all-terrain black steel radials (4)	S	—	—
P215/75R15 Goodyear Wrangler® RT/S all-terrain black steel radials (4)	—	S	—
P215/75R15 Goodyear Wrangler® RT/S outlined white letter all-terrain steel radials (5) (requires full-face steel wheels on SE)	O	O	—
P225/75R15 Goodyear Wrangler® GS-A outlined white letter compound tread all-terrain steel radials (5) (requires full-face steel wheels on SE)	O	O	S
Conventional matching full-size spare and 5th wheel, includes wheel lock (replaces standard full-size polyspare P225/75D15)	O	O	S
30" Tire and Wheel Package—30x9.5 R15 Goodyear Wrangler® GS-A outlined white letter compound tread all-terrain steel radials (5), Heavy-Duty Suspension and 15" x 8" 5-hole aluminum wheels (5)	—	O	O
Tow Hooks Front-mounted (2)	O	O	S
Trac-Lok Rear Differential (requires conventional spare) (requires manual trans. on SE)	O	O	O
Transfer Case Command-Trac® with shift-on-the-fly 4WD	S	S	S
Transmission 5-speed manual with overdrive	S	S	S
3-speed automatic with lockup torque converter	O	O	O
Wheels 15"x6" styled steel, argent with black hub covers (4)	S	—	—
15"x7" full-face steel, argent with argent hub covers (4)	O	S	—
15"x7" 5-spoke aluminum (5)	—	O	S
EXTERIOR			
Bodyside Steps Integrated with standard wheel flares	O	O	S
Bumpers With bumper extensions on Sport and Sahara (rear bumper optional on SE)	S	S	S
Doors Half doors with zip-out windows	S	S	S
Full doors with glass windows	O	O	O
Glass Light tinted (includes deep-tinted rear quarter and rear windows on hard top Sahara)	S	S	S
Lamps Halogen headlamps and rear center high-mounted safety lamp	S	S	S
Halogen fog lamps (requires Heavy-Duty Alternator and Battery Group)	—	O	S
Mirrors Dual, swing-away	S	S	S
Spare Tire Cover With "Sahara" logo	—	—	S
Top Soft	S	S	S
Hard, includes rear wiper/washer, tinted rear quarter and liftgate windows and cargo area light	O	O	O
INTERIOR			
Air Bags Driver and front passenger supplemental restraint system (inflates in higher-speed frontal collisions and is a supplement to three-point lap and shoulder belts) Always wear your seat belt.	S	S	S
Air Conditioning * Includes Heavy-Duty Alternator and Battery Group (requires power steering on SE)	O	O	O
Audio System Electronically tuned AM/FM stereo with two speakers and clock	O	S	—
Electronically tuned AM/FM cassette stereo with noise reduction, four speakers and clock	O	O	S
Sound bar—Includes two speakers and light mounted overhead on sport bar	O	O	S
Sound Package—Includes sound bar, additional sport bar padding, and electronically tuned AM/FM stereo with clock	O	—	—

OPTION PACKAGES**

We've grouped some of the most popular options into Customer-Preferred Order System (CPOS) packages for your convenience.

WRANGLER SE

Option Code 22B (3-speed auto.) or Option Code 23B (5-speed man.) includes black rear bumper, rear carpet, rear seat, and power steering.


WRANGLER SPORT

Option Code 24D (3-speed auto.) or Option Code 25D (5-speed man.) includes the Convenience Group, extra-capacity fuel tank, tilt steering, intermittent wipers, and full-size spare tire.

TOP COLORS

(soft and hard top)

SE, Sport, and Sahara: Black, White, or Spice



BRIGHT JADE SATIN GLOW
SE•Sport



MOSS GREEN PEARL COAT
SE•Sport•Sahara



S Standard O Optional** — Not Available

SE Sport Sahara

INTERIOR (CONT.)

Cargo Net and Tie Down Loops

(cargo net optional on SE)

S S S

Carpet Front and rear, removable, includes net (with front floor mats and cowl side carpet on Sahara) (front mini carpet mat only standard on SE)

S S S

Convenience Group Additional side courtesy light, engine compartment light, center front console with storage and cup holders (mini front console with cup holder and tray standard on SE and Sport)

O O S

Instrument Cluster Gauge Group-Tachometer; voltmeter; oil pressure, engine coolant temperature, fuel gauges; speedometer; trip odometer

S S S

Instrument Panel Dedicated auxiliary power access

S S S

Locking glove box

S S S

Rear Window Defroster (requires hard top and Heavy-Duty Alternator and Battery Group)

O O O

Seat Belts Front and rear lap and shoulder belt restraint system (4) (rear belts included with rear seat only), front features height-adjustable shoulder belts

S S S

Seats Front high-back reclining bucket seats

S S S

Rear fold-and-tumble seat, removable (includes rear carpet on SE)

O S S

Sport Bar Padded (side bar padding only on SE)

S S S

Steering Wheel Leather-wrapped on Sahara

S S S

Tilt steering column including intermittent wipers

O O S

Storage Add-A-Trunk (requires rear carpet on SE)

O O O

*Special engine cooling requirements for non-factory air conditioning. Failure to follow requirements may invalidate warranty. See your dealer for details. **Some optional equipment is available only as part of an option group or requires the purchase of additional optional model features. See salesperson for more information.

DIMENSIONS

INTERIOR

Headroom, Front/Rear

Soft Top

42.3/40.6

Hard Top

40.9/39.5

Legroom, Front/Rear

41.0/34.9

Shoulder Room, Front/Rear

51.9/57.3

Hiproom, Front/Rear

51.1/43.5

Cargo Volume (cu. ft.)

Rear Seat Up

11.3

Rear Seat Folded/Removed

36.9/55.2

Seating Capacity

4

EXTERIOR

Length

Wheelbase

93.4

Overall Length (to spare tire)

151.2

Overhang (to bumper) Front/Rear

24.1/33.7

Width

Tread, Front/Rear

58.0/58.0

Maximum Overall Width

66.7

Height

Open Body

68.2

Soft Top/Hard Top

70.2/68.9

Ground Clearance (at curb weight)

Angle of Approach

42.5°

Angle of Departure

30.4°

Breakover Angle

25.7°

Axle to Ground, Front/Rear, standard

8.4/7.9

maximum available

9.6/9.5

Minimum Running Ground Clearance, standard

9.7

maximum available

11.2

Dimensions are for SE model (inches unless otherwise indicated).

MAGENTA
SE•Sport

Jeep Wrangler, Command-Trac, Quadra-Cell, and the Jeep Wrangler radiator grille design are registered trademarks of Chrysler Corporation.



All paints are clearcoat. See dealer for exterior color/interior trim availability.


Note: Due to occasional printing irregularities, the colors shown may vary slightly from actual hues.

All product illustrations and specifications are based upon current information at the time of publication approval. Although descriptions are believed correct, accuracy cannot be guaranteed. Chrysler Corporation reserves the right to make changes from time to time, without notice or obligation, in prices, specifications, colors, and materials, and to change or discontinue models. Some of the equipment shown or described throughout this catalog is available at extra cost.

Besides being the source of some extraordinary vehicles, a Jeep dealership is the site of a huge customer-satisfaction program.

CustomerOne® More than 100,000 management, sales, and service people are taking part in an effort called Customer One that teaches one unbreakable rule: Treat every customer with honesty and respect.

You (and your vehicle) can expect the royal treatment at every visit because you both deserve it. Every Jeep Wrangler is covered by the Customer One Care Plan* that includes: A 3-year or 36,000 mile (whichever comes first) Bumper-to-Bumper Limited Warranty,  which covers the complete vehicle against defects in factory-supplied materials and workmanship (excludes tires, wiper blades, clutch and brake linings, and normal maintenance items.** Roadside Assistance for 3 years or 36,000 miles,  which provides 24-hour, 7-day Emergency Road Service through a 24-hour nationwide toll-free number for things like flat tires, jump starts, towing, or help if you run out of gas or lock the keys in the vehicle.† A 7-year or 100,000-mile Outer-Panel Rust-Through Limited Warranty, which covers the cost of all parts and labor needed to repair exterior sheet metal panels perforated by corrosion. The 3/36 Customer One Care Plan stays with the vehicle and transfers automatically to subsequent owners at no cost during the warranty period. Additional peace-of-mind protection is available through Chrysler Service Contracts, which come in a variety of time and mileage combinations to meet your driving needs. Chrysler also offers financing through Chrysler Credit. Flexible finance programs, including Advantage Gold Key Lease, Gold Key Plus,

College Graduate Plans, Retail Financing and others, can be tailored to suit your budget and lifestyle. Ask your salesperson for details.  Through the Automobility Program, Chrysler offers cash reimbursement for qualified adaptive driving devices on Jeep vehicles. For more information, contact your dealer or the Automobility Headquarters at 1-800-255-9877.

STONE WHITE
SE•Sport•Sahara

*See your dealer for additional details and a copy of this limited warranty. **Tires and optional cellular phones are covered by their respective manufacturers' warranties. †Roadside Assistance provided by Cross Country Motor Club, Inc. (in California, Cross Country Motor Club of California, Inc.).

BLACK
SE•Sport•SaharaEMERALD GREEN
PEARL COAT
SE•SportFLAME RED
SE•Sport

FUSION VINYL
Standard: SE and Sport
in Mist Gray and Saddle



PUEBLO CLOTH
Optional: SE and Sport
in Mist Gray and Saddle



TRAILCLOTH
Standard: Sahara in
Saddle/Moss Green

